

# Holding of Specified Securities

## Annexure - I

1. Name of Listed Entity: THE RUBY MILLS LTD			
2. Scrip Code/Name of Scrip/Class of Security	SYMBOL RUBYMILLS; SCRIP CODE 503169	EQUITY	
3. Share Holding Pattern Filed under: Reg. 31(1)(b)			
a. If under 31(1)(b) then indicate the report for Quarter ending		30-09-2017	
b. If under 31(1)(c) then indicate date of allotment/extinguishment			
4. Declaration: The Listed entity is required to submit the following declaration to the extent of submission of information:-			
	<b>Particulars</b>	<b>Yes*</b>	<b>No*</b>
1	Whether the Listed Entity has issued any partly paid up shares?		No*
2	Whether the Listed Entity has issued any Convertible Securities or Warrants?		No*
3	Whether the Listed Entity has any shares against which depository receipts are issued?		No*
4	Whether the Listed Entity has any shares in locked-in?		No*
5	Whether any shares held by promoters are pledge or otherwise encumbered?		No*
<p>* If the Listed Entity selects the option 'No' for the questions above, the columns for the partly paid up shares, Outstanding Convertible Securities/Warrants, depository receipts, locked-in shares, No of shares pledged or otherwise encumbered by promoters, as applicable, shall not be displayed at the time of dissemination on the Stock Exchange website. Also wherever there is 'No' declared by Listed Entity in above table the values will be considered as 'Zero' by default on submission of the format of holding of specified securities.</p>			






Table I - SUMMARY STATEMENT HOLDING OF SPECIFIED SECURITIES

Category (I)	Category of shareholder (II)	No.s of Share holders (III)	No. of fully paid up equity Share held (IV)	No.s of Partly paid-up equity Share held (V)	No. of shares underlying Depository Receipts (VI)	Total nos. shares held (VII)= (IV)+(V)+(VI)	Shareholding as a % of total no. of shares (calculated as per SCRR, 1957) (VIII) As a % of (A+B+C2)	Number of Voting Rights held in each class of securities (IX)			No. of Shares Underlying Outstanding convertible securities (including Warrants) (X)	Shareholding, as a % assuming full conversion of convertible securities( as a % of diluted share capital) (XI)=(VII)+(X) As a % of (A+B+C2)	Number of Locked in shares (XII)		Number of Shares pledged or otherwise encumbered (XIII)		Number of equity shares held in dematerialized form (XIV)	
								No of Voting Rights					Total as a % of (A+B+C)	No. (a)	As a % of total shares held (b)	No. (a)		As a % of total shares held (b)
								Class Equity x	Class Others y	Total								
(A)	Promoter & Promoter Group	18	12523420	0	0	12523420	74.9008	12523420	0	12523420	74.90	0	74.90	0	0.00	0	0.0000	12523420
(B)	Public	7186	4196580	0	0	4196580	25.0992	4196580	0	4196580	25.10	0	25.10	0	0.00	NA	NA	4126396
(C)	Non Promoter-Non Public	0	0	0	0	0	0	0	0	0	0.00	0	0.00	0	0.00	NA	NA	0
(C1)	Shares underlying DRs	0	0	0	0	0	NA	0	0	0	0.00	0	0.00	0	0.00	NA	NA	0
(C2)	Shares held by Employee Trusts	0	0	0	0	0	0	0	0	0	0.00	0	0.00	0	0.00	NA	NA	0
	<b>Total</b>	<b>7204</b>	<b>16720000</b>	<b>0</b>	<b>0</b>	<b>16720000</b>		<b>16720000</b>	<b>0</b>	<b>16720000</b>	<b>100.00</b>	<b>0</b>	<b>100.00</b>	<b>0</b>	<b>0.00</b>			<b>16649816</b>



**Table II - STATEMENT SHOWING SHAREHOLDING PATTERN OF THE PROMOTER AND PROMOTER GROUP**

Category & Name of the shareholders (I)	PAN (II)	No of Share holders (III)	No of fully paid up equity Shares held (IV)	Partly paid-up equity Share held (V)	No. of shares underlying Depository Receipts (VI)	Total nos. shares held (VII)=(IV)+(V)+(VI)	Shareholding % calculated as per SCRR,1957 As a % of (A+B+C2) (VIII)	Number of Voting Rights held in each class of securities (IX)			No. of Shares Underlying Outstanding convertible securities (including Warrants) (X)	Shareholding, as a % assuming full conversion of convertible securities( as a % of diluted share capital) (XI)=(VII)+(X) As a % of (A+B+C2)	Number of Locked in shares (XII)		Number of Shares pledged or otherwise encumbered (XIII)		Number of equity shares held in dematerialized form (XIV)	
								No of Voting Rights		Total as a % of (A+B+C)			No. (a)	As a % of total shares held (b)	No. (a)	As a % of total shares held (b)		
								Class Equity x	Class Others y									Total
<b>1 Indian</b>																		
<b>(a) Individuals/Hindu undivided Family</b>																		
VIRAJ MANHARLAL SHAH	ABVPS9906R	1	551320	0	0	551320	3.30	551320	0	551320	3.30	0	3.30	0	0.00	0	0.00	551320
MANHARLAL CHUNILAL SHAH	ACLPS2391D	1	733320	0	0	733320	4.39	733320	0	733320	4.39	0	4.39	0	0.00	0	0.00	733320
ARUNA MANHARLAL SHAH	ACLPS2399M	1	594400	0	0	594400	3.56	594400	0	594400	3.56	0	3.56	0	0.00	0	0.00	594400
HIREN MANHARLAL SHAH	ACLPS2405E	1	364300	0	0	364300	2.18	364300	0	364300	2.18	0	2.18	0	0.00	0	0.00	364300
BHARAT MANHARLAL SHAH	AJQPS0391D	1	655000	0	0	655000	3.92	655000	0	655000	3.92	0	3.92	0	0.00	0	0.00	655000
HIREN MANHARLAL	AABHH8748F	1	235200	0	0	235200	1.41	235200	0	235200	1.41	0	1.41	0	0.00	0	0.00	235200
VIRAJ MANHARLAL	AABHV2502D	1	235200	0	0	235200	1.41	235200	0	235200	1.41	0	1.41	0	0.00	0	0.00	235200
BHARAT MANHARLAL	AADHB8443F	1	228200	0	0	228200	1.36	228200	0	228200	1.36	0	1.36	0	0.00	0	0.00	228200
<b>Total</b>		<b>8</b>	<b>3596940</b>	<b>0</b>	<b>0</b>	<b>3596940</b>	<b>21.51</b>	<b>3596940</b>	<b>0</b>	<b>3596940</b>	<b>21.51</b>	<b>0.00</b>	<b>21.51</b>	<b>0.00</b>	<b>0.00</b>	<b>0.00</b>	<b>0.00</b>	<b>3596940</b>
<b>(b) Central Government/State Government(s)</b>																		
<b>Total</b>		<b>0</b>	<b>0</b>	<b>0</b>	<b>0</b>	<b>0</b>	<b>0.00</b>	<b>0</b>	<b>0</b>	<b>0</b>	<b>0.00</b>	<b>0</b>	<b>0.00</b>	<b>0</b>	<b>0.00</b>	<b>0</b>	<b>0.00</b>	<b>0</b>
<b>(c) Financial Institutions/Banks</b>																		
<b>Total</b>		<b>0</b>	<b>0</b>	<b>0</b>	<b>0</b>	<b>0</b>	<b>0.00</b>	<b>0</b>	<b>0</b>	<b>0</b>	<b>0.00</b>	<b>0</b>	<b>0.00</b>	<b>0</b>	<b>0.00</b>	<b>0</b>	<b>0.00</b>	<b>0</b>
<b>(d) Any Other(BODIES CORPORATE)</b>																		
HIREN BROTHERS INVESTMENT CO PVT LTD	AAACH1431P	1	2388900	0	0	2388900	14.29	2388900	0	2388900	14.29	0	14.29	0	0.00	0	0.00	2388900
EXECUTORS AND TRUSTEES OF LATE CHUNILAL NARBHERAM	AAATE1075B	1	378000	0	0	378000	2.26	378000	0	378000	2.26	0	2.26	0	0.00	0	0.00	378000
MANUBHAI AND SONS INVESTMENT CO PVT LTD	AACCM4544Q	1	2388900	0	0	2388900	14.29	2388900	0	2388900	14.29	0	14.29	0	0.00	0	0.00	2388900
M.C SHAH AND SONS INVESTMENT CO PVT.LTD	AADCM1654L	1	2388340	0	0	2388340	14.28	2388340	0	2388340	14.28	0	14.28	0	0.00	0	0.00	2388340
<b>Total</b>		<b>4</b>	<b>7544140</b>	<b>0</b>	<b>0</b>	<b>7544140</b>	<b>45.12</b>	<b>7544140</b>	<b>0</b>	<b>7544140</b>	<b>45.12</b>	<b>0</b>	<b>45.12</b>	<b>0</b>	<b>0.00</b>	<b>0</b>	<b>0.00</b>	<b>7544140</b>
<b>(d) Any Other(DIRECTORS RELATIVES)</b>																		
DIPTI VIRAJ SHAH	ABDPS4453P	1	197000	0	0	197000	1.18	197000	0	197000	1.18	0	1.18	0	0.00	0	0.00	197000
ASHA YOGESH MEHTA	ABZPM0265F	1	2100	0	0	2100	0.01	2100	0	2100	0.01	0	0.01	0	0.00	0	0.00	2100
PURAV HIREN SHAH	ACLPS6086R	1	384508	0	0	384508	2.30	384508	0	384508	2.30	0	2.30	0	0.00	0	0.00	384508
AABHA BHARAT SHAH	AEMPS0247P	1	173000	0	0	173000	1.03	173000	0	173000	1.03	0	1.03	0	0.00	0	0.00	173000
JAYSHREE HIREN SHAH	AJWPS2514E	1	312620	0	0	312620	1.87	312620	0	312620	1.87	0	1.87	0	0.00	0	0.00	312620
RISHABH VIRAJ SHAH	BJAPS5818J	1	313112	0	0	313112	1.87	313112	0	313112	1.87	0	1.87	0	0.00	0	0.00	313112
<b>Total</b>		<b>6</b>	<b>1382340</b>	<b>0</b>	<b>0</b>	<b>1382340</b>	<b>8.27</b>	<b>1382340</b>	<b>0</b>	<b>1382340</b>	<b>8.27</b>	<b>0</b>	<b>8.27</b>	<b>0</b>	<b>0.00</b>	<b>0</b>	<b>0.00</b>	<b>1382340</b>



Sub-Total (A)(1)	18	12523420	0	0	12523420	74.9008	12523420	0	12523420	74.9008	0	74.90	0	0.00	0	0.00	12523420
<b>2 Foreign</b>																	
<b>(a) Individuals(Non-Resident Individuals/Foreign Individuals)</b>																	
Total	0	0	0	0	0	0.00	0	0	0	0.0000	0	0.00	0	0.0000	0	0.0000	0
<b>(b) Government</b>																	
Total	0	0	0	0	0	0.00	0	0	0	0.0000	0	0.00	0	0.0000	0	0.0000	0
<b>(c) Institutions</b>																	
Total	0	0	0	0	0	0.00	0	0	0	0.0000	0	0.00	0	0.0000	0	0.0000	0
<b>(d) Foreign Portfolio Investor</b>																	
Total	0	0	0	0	0	0.00	0	0	0	0.0000	0	0.00	0	0.0000	0	0.0000	0
Sub-Total (A)(2)	0	0	0	0	0	0.00	0	0	0	0.0000	0	0.00	0	0.0000	0	0.0000	0
Total Shareholding of Promoter and Promoter Group (A) = (A)(1)+(A)(2)	18	12523420	0	0	12523420	74.90	12523420	0	12523420	74.90	0	74.90	0	0.0000	0	0.0000	12523420

Details of Shares which remain unclaimed may be given hear along with details such as number of shareholders, outstanding shares held in demat/unclaimed suspense account, voting rights which are frozen etc.


Note:  
(1) PAN would not be displayed on website of Stock Exchange(s).  
(2) The term "Encumbrance" has the same meaning as assigned under regulation 28(3) of SEBI (Substantial Acquisition of Shares and Takeovers) Regulations, 2011.




Table III - STATEMENT SHOWING SHAREHOLDING PATTERN OF THE PUBLIC SHAREHOLDER

Category & Name of the shareholders (I)	PAN (II)	No.s of Share holders (III)	No. of fully paid up equity Share held (IV)	Partly paid-up equity Share held (V)	No.s of shares underlying Depository Receipts (VI)	Total nos. shares held (VII)= (IV)+(V)+(VI)	Shareholding % calculated as per SCRR,1957 As a % of (A+B+C2) (VIII)	Number of Voting Rights held in each class of securities (IX)			No. of Shares Underlying Outstanding convertible securities (including Warrants)	Total Shareholding, as a % assuming full conversion of convertible securities (as a percentage of diluted share capital) (X)=(VII)+C2	Number of Locked in shares (XII)		Number of Shares pledged or otherwise encumbered (XIII)		Number of equity shares held in dematerialized form (XIV)	
								No of Voting Rights		Total as a % of Total Voting Rights			No. (a)	As a % of total shares held (b)	No. (Not applicable) (a)	As a % of total shares held (b)		
								Class Equity x	Class Others y									Total
<b>1 Institutions</b>																		
(a) Mutual Funds		0	0	0	0	0	0.00	0	0	0	0.00	0	0.00	0	0.00	NA	NA	0
(b) Venture Capital Funds		0	0	0	0	0	0.00	0	0	0	0.00	0	0.00	0	0.00	NA	NA	0
(c) Alternate Investment Funds		0	0	0	0	0	0.00	0	0	0	0.00	0	0.00	0	0.00	NA	NA	0
(d) Foreign Venture Capital Investors		0	0	0	0	0	0.00	0	0	0	0.00	0	0.00	0	0.00	NA	NA	0
(e) Foreign Portfolio Investors		0	0	0	0	0	0.00	0	0	0	0.00	0	0.00	0	0.00	NA	NA	0
(f) Financial Institution/Banks		3	40315	0	0	40315	0.24	40315	0	40315	0.24	0	0.24	0	0.00	NA	NA	40315
(g) Insurance Companies		0	0	0	0	0	0.00	0	0	0	0.00	0	0.00	0	0.00	NA	NA	0
(h) Provident Funds/ Pension Funds		0	0	0	0	0	0.00	0	0	0	0.00	0	0.00	0	0.00	NA	NA	0
<b>SUB TOTAL (B)(1)</b>		<b>3</b>	<b>40315</b>	<b>0</b>	<b>0</b>	<b>40315</b>	<b>0.24</b>	<b>40315</b>	<b>0</b>	<b>40315</b>	<b>0.24</b>	<b>0</b>	<b>0.24</b>	<b>0</b>	<b>0.00</b>	<b>NA</b>	<b>NA</b>	<b>40315</b>
<b>2 Central / State government(s)</b>																		
(a) Central Government/ State Government(s)/President of India		0	0	0	0	0	0.00	0	0	0	0.00	0	0.00	0	0.00	NA	NA	0
<b>SUB TOTAL (B)(2)</b>		<b>0</b>	<b>0</b>	<b>0</b>	<b>0</b>	<b>0</b>	<b>0.00</b>	<b>0</b>	<b>0</b>	<b>0</b>	<b>0.00</b>	<b>0</b>	<b>0.00</b>	<b>0</b>	<b>0.00</b>	<b>NA</b>	<b>NA</b>	<b>0</b>
<b>3 Non-institutions</b>																		
(a. 1) Individuals - i. Individual shareholders holding nominal share capital up to Rs. 2 lakhs.		6782	2411633	0	0	2411633	14.42	2411633	0	2411633	14.42	0	14.42	0	0.00	NA	NA	2341649
(a. 2) INDIVIDUAL - ii. Individual shareholders holding nominal share capital in excess of Rs. 2 lakhs.		7	674775	0	0	674775	4.04	674775	0	674775	4.04	0	4.04	0	0.00	NA	NA	674775
UMESH KISHOREKANT SANGHVI	APFPS7445R	1	173056	0	0	173056	1.04	173056	0	173056	1.04	0	1.04	0	0.00	NA	NA	173056
(b) NBFCs registered with RBI		3	56429	0	0	56429	0.34	56429	0	56429	0.34	0	0.34	0	0.00	NA	NA	56429
(c) Employee Trusts		0	0	0	0	0	0.00	0	0	0	0.00	0	0.00	0	0.00	NA	NA	0
(d) Overseas Depositories (holding DRs) (balancing figure)		0	0	0	0	0	0.00	0	0	0	0.00	0	0.00	0	0.00	NA	NA	0
(e) Any Other(BODIES CORPORATE)		190	730610	0	0	730610	4.37	730610	0	730610	4.37	0	4.37	0	0.00	NA	NA	730410
ADRIK TRADERS PVT.LTD.	AAACA4564A	1	488832	0	0	488832	2.92	488832	0	488832	2.92	0	2.92	0	0.00	NA	NA	488832
(e) Any Other(CLEARING MEMBER)		116	98421	0	0	98421	0.59	98421	0	98421	0.59	0	0.59	0	0.00	NA	NA	98421
(e) Any Other(NON RESIDENT INDIANS (NON REPAT))		23	22027	0	0	22027	0.13	22027	0	22027	0.13	0	0.13	0	0.00	NA	NA	22027
(e) Any Other(NON RESIDENT INDIANS (NRI))		62	162370	0	0	162370	0.97	162370	0	162370	0.97	0	0.97	0	0.00	NA	NA	162370
<b>SUB TOTAL (B)(3)</b>		<b>7183</b>	<b>4156265</b>	<b>0</b>	<b>0</b>	<b>4156265</b>	<b>24.86</b>	<b>4156265</b>	<b>0</b>	<b>4156265</b>	<b>24.86</b>	<b>0</b>	<b>24.86</b>	<b>0</b>	<b>0.00</b>	<b>NA</b>	<b>NA</b>	<b>4086081</b>
Total Public Shareholding (B) = (B)(1)+(B)(2)+(B)(3)		<b>7186</b>	<b>4196580</b>	<b>0</b>	<b>0</b>	<b>4196580</b>	<b>25.10</b>	<b>4196580</b>	<b>0</b>	<b>4196580</b>	<b>25.10</b>	<b>0</b>	<b>25.10</b>	<b>0</b>	<b>0.00</b>	<b>NA</b>	<b>NA</b>	<b>4126396</b>

Details of the shareholders acting as persons in Concert including their Shareholding (No. and %): 0





**Table IV - STATEMENT SHOWING SHAREHOLDING PATTERN OF THE NON PROMOTER - NON PUBLIC SHAREHOLDER**

Category & Name of the shareholders (I)	PAN (II)	No. of Share holders (III)	No. of fully paid up equity Share held (IV)	Partly paid-up equity Share held (V)	No.s of shares underlying Depository Receipts (VI)	Total no. shares held (VII)= (IV)+(V)+(VI)	Shareholding % calculated as per SCRR, 1957 As a % of (A+B+C2) (VIII)	Number of Voting Rights held in each class of securities (IX)			No. of Shares Underlying Outstanding convertible securities (including Warrants) (X)	Total Shareholding, as a % assuming full conversion of convertible securities( as a % of diluted share capital) (XI)=(VII)+(X) As a % of (A+B+C2)	Number of Locked in shares (XII)		Number of Shares pledged or otherwise encumbered (XIII)		Number of equity shares held in dematerialized form (XIV)	
								No of Voting Rights		Total as a % of (A+B+C)			No. (a)	As a % of total shares held (b)	No. (Not applicable) (a)	As a % of total shares held (Not applicable) (b)		
								Class Equity x	Class Others y									Total
1 Custodian/DR Holder			0	0	0	0	0.0000	0	0	0	0.0000	0	0.0000	0	0.0000	NA	NA	0
2 Employee Benefit Trust (under SEBI (Share based Employee Benefit) Regulations, 2014)			0	0	0	0	0.0000	0	0	0	0.0000	0	0.0000	0	0.0000	NA	NA	0
Total Non Promoter-Non Public Shareholding (C)=(C)(1)+(C)(2)			0	0	0	0	0.0000	0	0	0	0.0000	0	0.0000	0	0.0000	NA	NA	0

Note  
 (1) PAN would not be displayed on website of Stock Exchange(s).  
 (2) The above format needs to disclose name of all holders holding more than 1% of total number of shares.  
 (3) W.r.t. the information pertaining to Depository Receipts, the same may be disclosed in the respective columns to the extent information available.