

		Introductory sub-table (I)(a)	
Name of the Company: RUBY MILLS LIMITED			
Scrip Code: NSE:- RUBYMILLS BSE:- 503169			
Name of the scrip: RUBY class of security: EQUITY SHARES			
Quarter ended: 30TH SEPTEMBER, 2014			
Partly paid-up shares:-	No. of partly paid-up shares	As a % of total no. of partly paid-up shares	As a % of total no. of shares of the company
Held by promoter/promoter group	0	0	0
Held by public	0	0	0
Total - D	0	0	0
Outstanding convertible securities:-	No. of outstanding securities	As a % of total no. of outstanding convertible securities	As a % of total no. of shares of the company, assuming full conversion of the convertible securities
Held by promoter/promoter group	0	0	0
Held by public	0	0	0
Total - E	0	0	0
Warrants:-	No. of warrants	As a % of total no. of warrants	As a % of total no. of shares of the company, assuming full conversion of warrants
Held by promoter/promoter group	0	0	0
Held by public	0	0	0
Total - F	0	0	0
Total paid-up capital of the company, assuming full conversion of warrants and convertible securities (Grand Total (A+B+C)+ D+E+F)	8360000	0	100



Statement Showing Shareholding Pattern

Category code	Category of Shareholder	Number of Share holders	Table (I)(a)		Total shareholding as a percentage of total number of shares		Shares Pledged or otherwise encumbered	
			Total number of shares	Number of shares held in dematerialized form	As a percentage of(A+B) ¹	As a percentage of (A+B+C)	Number of shares	As a percentage
(I)	(II)	(III)	(IV)	(V)	(VI)	(VII)	(VIII)	(IX)= (VIII)/(IV)*100
(A)	Shareholding of Promoter and Promoter Group²							
1	Indian							
(a)	Individuals/ Hindu Undivided Family	5	1267870	1267870	15.17	15.17	0	0.00
(b)	Central Government/ State Government(s)	0	0	0	0.00	0.00	0	0.00
(c)	Bodies Corporate	4	3772070	3772070	45.12	45.12	0	0.00
(d)	Financial Institutions/ Banks	0	0	0	0.00	0.00	0	0.00
(e)	Any Others(Specify)	0	0	0	0.00	0.00	0	0.00
(e-i)	Directors and their relatives	11	1223420	1223420	14.63	14.63	0	0.00
(e-ii)								
	Sub Total(A)(1)	20	6263360	6263360	74.92	74.92	0	0.00
2	Foreign							
a	Individuals (Non-Residents Individuals/ Foreign Individuals)	0	0	0	0.00	0.00	0	0.00
b	Bodies Corporate	0	0	0	0.00	0.00	0	0.00
c	Institutions	0	0	0	0.00	0.00	0	0.00
d	Any Others(Specify)	0	0	0	0.00	0.00	0	0.00
d-i								
d-ii								
	Sub Total(A)(2)	0	0	0	0.00	0.00	0	0.00
	Total Shareholding of Promoter and Promoter Group (A)= (A)(1)+(A)(2)	20	6263360	6263360	74.92	74.92	0	0.00
(B)	Public shareholding							
1	Institutions							
(a)	Mutual Funds/ UTI	0	0	0	0.00	0.00	0	0.00
(b)	Financial Institutions /Banks	0	0	0	0.00	0.00	0	0.00
(c)	Central Government/ State Government(s)	0	0	0	0.00	0.00	0	0.00
(d)	Venture Capital Funds	0	0	0	0.00	0.00	0	0.00
(e)	Insurance Companies	0	0	0	0.00	0.00	0	0.00
(f)	Foreign Institutional Investors	0	0	0	0.00	0.00	0	0.00
(g)	Foreign Venture Capital Investors	0	0	0	0.00	0.00	0	0.00
(h)	Qualified Foreign Investor	0	0	0	0.00	0.00	0	0.00
(h-i)	Any Other (specify)	0	0	0	0.00	0.00	0	0.00
(h-ii)								
	Sub-Total (B)(1)	0	0	0	0.00	0.00	0	0.00



B 2	Non-institutions							
(a)	Bodies Corporate	169	351832	220692	4.21	4.21	0	0.00
(b)	Individuals							
I	Individuals -i. Individual shareholders holding nominal share capital up to Rs 1 lakh	5397	1296116	1259284	15.50	15.50	0	0.00
II	Individual shareholders holding nominal share capital in excess of Rs. 1 lakh.	7	316469	316469	3.79	3.79	0	0.00
(c)	Qualified Foreign Investor	0	0	0	0.00	0.00	0	0.00
(d)	Any Other (specify)	0	0	0	0.00	0.00	0	0.00
(d-i)	Trusts	1	1490	1490	0.02	0.02	0	0.00
(d-ii)	Clearing Member	76	10280	10280	0.12	0.12	0	0.00
(d-iii)	Non Resident Indians (Repat)	52	120453	120453	1.44	1.44	0	0.00
	Sub-Total (B)(2)	5702	2096640	1928668	25.08	25.08	0	0.00
(B)	Total Public Shareholding (B)= (B)(1)+(B)(2)	5702	2096640	1928668	25.08	25.08	0	0.00
	TOTAL (A)+(B)	5722	8360000	8192028	100.00	100.00	0	0
(C)	Shares held by Custodians and against which Depository Receipts have been issued							
1.	Promoter and Promoter Group	0	0	0	0	0	0	0
2	Public	0	0	0	0	0	0	0
	Sub-Total (C)	0	0	0	0	0	0	0
	GRAND TOTAL (A)+(B)+(C)	5722	8360000	8192028	100.00	100.00	0.00	0.00

Sr.No.	NOTES
1	NAME, NUMBER OF SHARES HELD & PERCENTAGE OF ENTITIES/ PERSONS HOLDING MORE THAN 1% OF THE TOTAL SHARES OF THE COMPANY AS PER ANNEXURE.



Statement showing Shareholding of persons belonging to the category "Promoter and Promoter Group"											
(D) Sr. No.	Name of the shareholder	Total shares held		Shares pledged or otherwise encumbered		Details of warrants		Details of convertible securities		Total shares (including underlying shares assuming full conversion of warrants and convertible securities) as a % of diluted share capital	
		Number of shares	As a % of grand total +(B) +(C)	Number	As a percentage (VI)=(V)/(III)*100	Number of warrants held	As a % total number of warrants of the same class	Number of convertible securities held	As a % total number of convertible securities of the same class		
(I)	(II)	(III)	(IV)	(V)	(VI)	(VII)	(VIII)	(IX)	(X)	(XI)	(XII)
1	Manubhai and Sons Investments Company Private Limited	1194450	14.29	0	0.00	0.00	0.00	0.00	0.00	0.00	14.29
2	Hiren Brothers Investments Company Private Limited	1194450	14.29	0	0.00	0.00	0.00	0.00	0.00	0.00	14.29
3	M. C. Shah and Sons Investment Company Private Limited	1194170	14.28	0	0.00	0.00	0.00	0.00	0.00	0.00	14.28
4	Executors and Trustee of late Chumilal Narbheram	189000	2.26	0	0.00	0.00	0.00	0.00	0.00	0.00	2.26
5	Manharlal Chunilal Shah	366660	4.39	0	0.00	0.00	0.00	0.00	0.00	0.00	4.39
6	Bharat Manharlal Shah	327500	3.92	0	0.00	0.00	0.00	0.00	0.00	0.00	3.92
7	Viraj Manharlal Shah	275660	3.30	0	0.00	0.00	0.00	0.00	0.00	0.00	3.30
8	Purav Hiren Shah	192254	2.30	0	0.00	0.00	0.00	0.00	0.00	0.00	2.30
9	Hiren Manharlal Shah	182150	2.18	0	0.00	0.00	0.00	0.00	0.00	0.00	2.18
10	M. C. Shah	181300	2.17	0	0.00	0.00	0.00	0.00	0.00	0.00	2.17
11	Rishabh Viraj Shah	156556	1.87	0	0.00	0.00	0.00	0.00	0.00	0.00	1.87
12	Jayshree Hiren Shah	156310	1.87	0	0.00	0.00	0.00	0.00	0.00	0.00	1.87
13	Viraj Manharlal	117600	1.41	0	0.00	0.00	0.00	0.00	0.00	0.00	1.41
14	Hiren Manharlal	117600	1.41	0	0.00	0.00	0.00	0.00	0.00	0.00	1.41
15	Aruna Manharlal Shah	115900	1.38	0	0.00	0.00	0.00	0.00	0.00	0.00	1.38
16	Bharat Manharlal	114100	1.36	0	0.00	0.00	0.00	0.00	0.00	0.00	1.36
17	Dipti Viraj Shah	98500	1.18	0	0.00	0.00	0.00	0.00	0.00	0.00	1.18
18	Aabha Bharat Shah	86500	1.03	0	0.00	0.00	0.00	0.00	0.00	0.00	1.03
19	Yogesh Sumatilal Koradia	1650	0.02	0	0.00	0.00	0.00	0.00	0.00	0.00	0.02
20	Asha Yogesh Mehta	1050	0.012	0	0.00	0.00	0.00	0.00	0.00	0.00	0.012
TOTAL		6263360	74.92	0	0.00	0.00	0.00	0.00	0.00	0.00	74.92



(I)(c)(i) Statement showing holding of securities (including shares, warrants, convertible securities) of persons belonging to the category "Public" and holding more than 1% of the total number of shares of the company


Sr. No.	Name(s) of the shareholder(s) and the Persons Acting in Concert (PAC) with them	Number of shares	Shares as a percentage of total number of shares {i.e., Grand Total (A)+(B)+(C) indicated in Statement at para (I)(a) above}	Details of warrants		Details of convertible securities		Total shares (including underlying shares assuming full conversion of warrants and convertible securities) as a % of diluted share capital
				Number of warrants	As a % total number of warrants of the same class	Number of convertible securities held	% w.r.t total number of convertible securities of the same class	
1	ADRIK TRADERS PVT. LTD	131040	1.57	0	0	0	0	1.57
2	ADRIK TRADERS PVT. LTD	113376	1.36	0	0	0	0	1.36
3	UMESH K SANGHVI	86528	1.04	0	0	0	0	1.04
TOTAL		330944	3.96	0	0	0	0	3.96




(I)(c)(ii) Statement showing holding of securities (including shares, warrants, convertible securities) of persons (together with PAC) belonging to the category "Public" and holding more than 5% of the total number of shares of the company								
Sr. No.	Name(s) of the shareholder(s) and the Persons Acting in Concert (PAC) with them	Number of shares	Shares as a percentage of total number of shares {i.e., Grand Total (A)+(B)+(C) indicated in Statement at para (I)(a) above}	Details of warrants		Details of convertible securities		Total shares (including underlying shares assuming full conversion of warrants and convertible securities) as a % of diluted share capital
				Number of warrants	As a % total number of warrants of the same class	Number of convertible securities held	% w.r.t total number of convertible securities of the same class	
1	-	0	0.00	0	0	0	0	0
2	-	0	0.00	0	0	0	0	0
3	-	0	0.00	0	0	0	0	0
TOTAL		0	0.00	0	0	0	0	0



(I)(d) Statement showing details of locked-in shares			
Sr. No.	Name of the shareholder	Number of locked-in shares	Locked-in shares as a percentage of total number of shares {i.e., Grand Total (A)+(B)+(C) indicated in Statement at para (I)(a) above}
1		0	0.00
2		0	0.00
3		0	0.00
TOTAL		0	0.00




(II)(a)	Statement showing details of Depository Receipts (DRs)			
Sr. No.	Type of outstanding DR (ADRs, GDRs, SDRs, etc.)	Number of outstanding DRs	Number of shares underlying outstanding DRs	Shares underlying outstanding DRs as a percentage of total number of shares {i.e., Grand Total (A)+(B)+(C) indicated in Statement at para (I)(a) above}
1	0	0	0	0.00
2	0	0	0	0.00
3	0	0	0	0.00
TOTAL		0	0	0.00



(II)(b) Statement showing holding of Depository Receipts (DRs), where underlying shares held by "promoter/promoter group" are in excess of 1% of the total number of shares

Sr. No.	Name of the DR Holder	Type of outstanding DR (ADRs, GDRs, SDRs, etc.)	Number of shares underlying outstanding DRs	Shares underlying outstanding DRs as a percentage of total number of shares {i.e., Grand Total (A)+(B)+(C) indicated in Statement at para (I)(a) above}
1		0	0	0.00
2		0	0	0.00
3		0	0	0.00
TOTAL		0	0	0.00



III(a)

(III)(a) Statement showing the voting pattern of shareholders, if more than one class of shares/securities is issued by the issuer.

Category	Category of shareholder	Number of Voting Rights held in each class of securities			Total Voting Rights (III+IV+V)	Total Voting rights i.e. (VI)	
		Class X	Class Y	Class Z		As a percentage of (A+B) (VII)	As a percentage of (A+B+C) (VIII)
(I)	(II)	(III)	(IV)	(V)	(VI)	(VII)	(VIII)
(A)	Promoter and Promoter Group	/					
1	Indian						
(a)	Individuals/ Hindu Undivided Family						
(b)	Central Government/ State Government(s)						
(c)	Bodies Corporate						
(d)	Financial Institutions/ Banks						
(e)	Any Other (specify)						
	Sub-Total (A)(1)						
2	Foreign						
(a)	Individuals (Non-Resident Individuals/ Foreign Individuals)						
(b)	Bodies Corporate						
(c)	Institutions						
(d)	Any Other (specify)						
	Sub-Total (A)(2)						
	Total Shareholding of Promoter and Promoter Group (A)= (A)(1)+(A)(2)						
(B)	Public shareholding						
1	Institutions						
(a)	Mutual Funds/ UTI						
(b)	Financial Institutions/ Banks						
(c)	Central Government/ State Government(s)						
(d)	Venture Capital Funds						
(e)	Insurance Companies						
(f)	Foreign Institutional Investors						
(g)	Foreign Venture Capital Investors						
(h)	Any Other (specify)						
	Sub-Total (B)(1)						
2	Non-institutions						
(a)	Bodies Corporate						
	Individuals -						
	i. Individual shareholders holding nominal share capital up to Rs. 1 lakh.						
	ii. Individual shareholders holding nominal share capital in excess of Rs. 1 lakh.						
(b)							
(c)	Any Other (specify)						
	Sub-Total (B)(2)						
	Total Public Shareholding (B)= (B)(1)+(B)(2)						
	TOTAL (A)+(B)						
(C)	Shares held by Custodians and against which Depository Receipts have been issued						
	GRAND TOTAL (A)+(B)+(C)						

